


parang sae

yuji takahashi
2002

violin

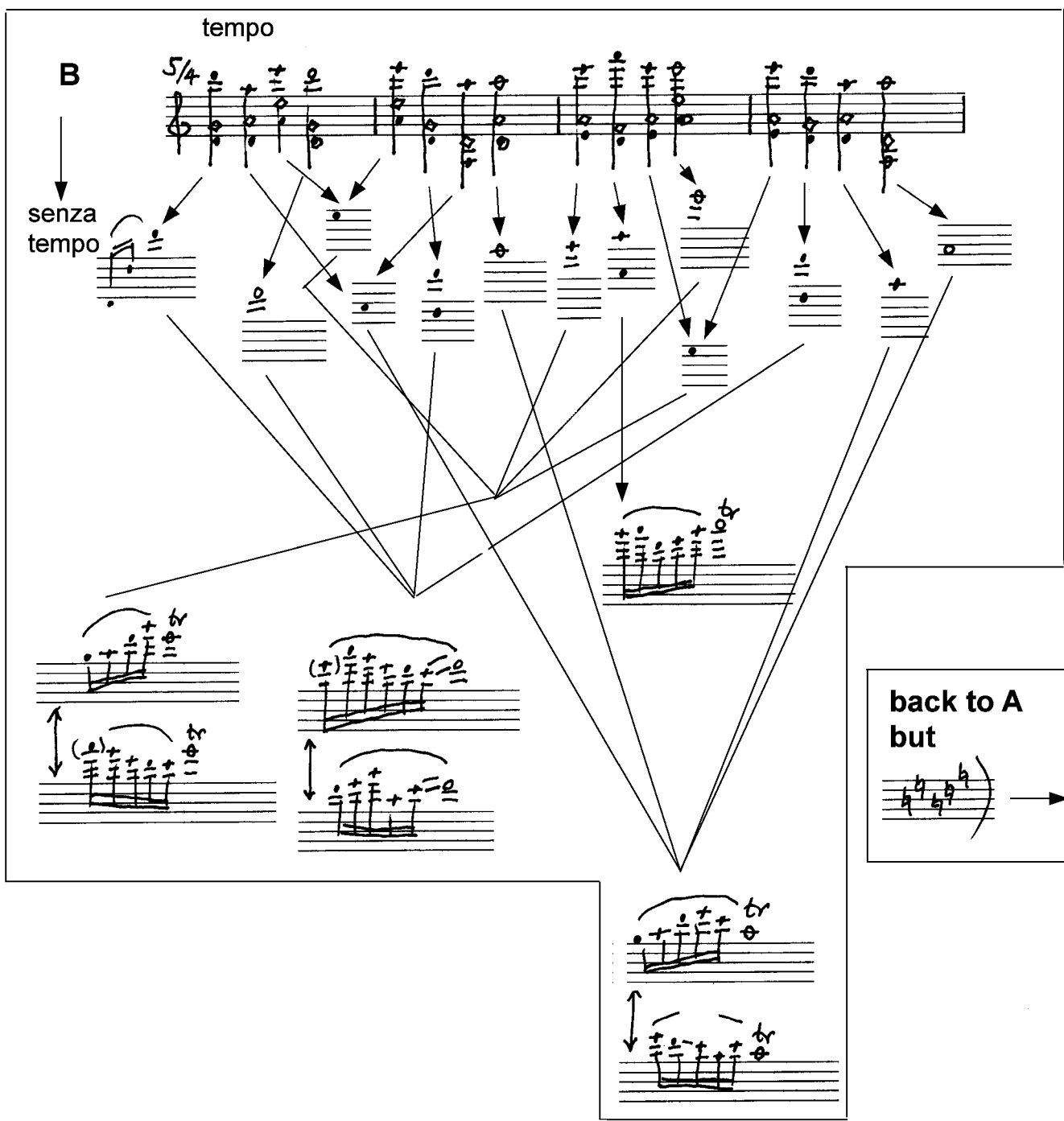
A any order / times



Section A contains seven musical staves, each showing a different chordal pattern. The patterns consist of groups of notes on a five-line staff, often with a slur over them. Some notes have a '+' sign above them, indicating an accent. The patterns vary in the number of notes and their placement on the staff.

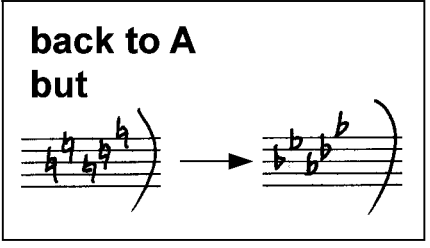
B tempo

senza tempo



Section B is a complex musical diagram. At the top, a staff in 5/4 time shows a sequence of notes. Below this, several arrows point from specific notes or groups of notes to various chordal patterns from Section A. On the left, a staff labeled 'senza tempo' shows a single note with an arrow pointing to the first pattern in Section A. At the bottom, two boxes show chordal patterns with arrows pointing to the main sequence of notes in Section B. The rightmost box is labeled 'back to A but' and shows a transition from a chord with notes G, A, B, C to a chord with notes G, A, B, C, all with a flat sign (F, G, A, B, C).

back to A but



The diagram shows a chord with notes G, A, B, C on a staff. An arrow points to a second chord with notes G, A, B, C, all with a flat sign (F, G, A, B, C).

parang sae

piano

yuji takahashi
2002

after violin **A**

R.H. 8a
L.H. much slower than R.H.

2x or more

after violin **B**

slowly

(from Kwang-ju, May 1980)

during violin **B** → **C**

any order / times

any order / times

after violin **back to A**

(from Kwang-ju, May 1980)